



國泰期貨

Cathay Futures

美國能源情報署EIA關鍵數據

- 資料來源EIA
- 資料整理 國泰證期顧問處吳佩奇
- 資料時間7/6
- 更新時間7/12

EIA原油相關報告內容(每周更新)

- 關鍵資料雙周比較
- 產能利用率統計
- 原油進口-煉油投入統計
- 生產面統計(汽油-柴油)
- 供應面統計(油品-汽油-柴油)
- 庫存面統計(原油-油品-汽油-柴油)

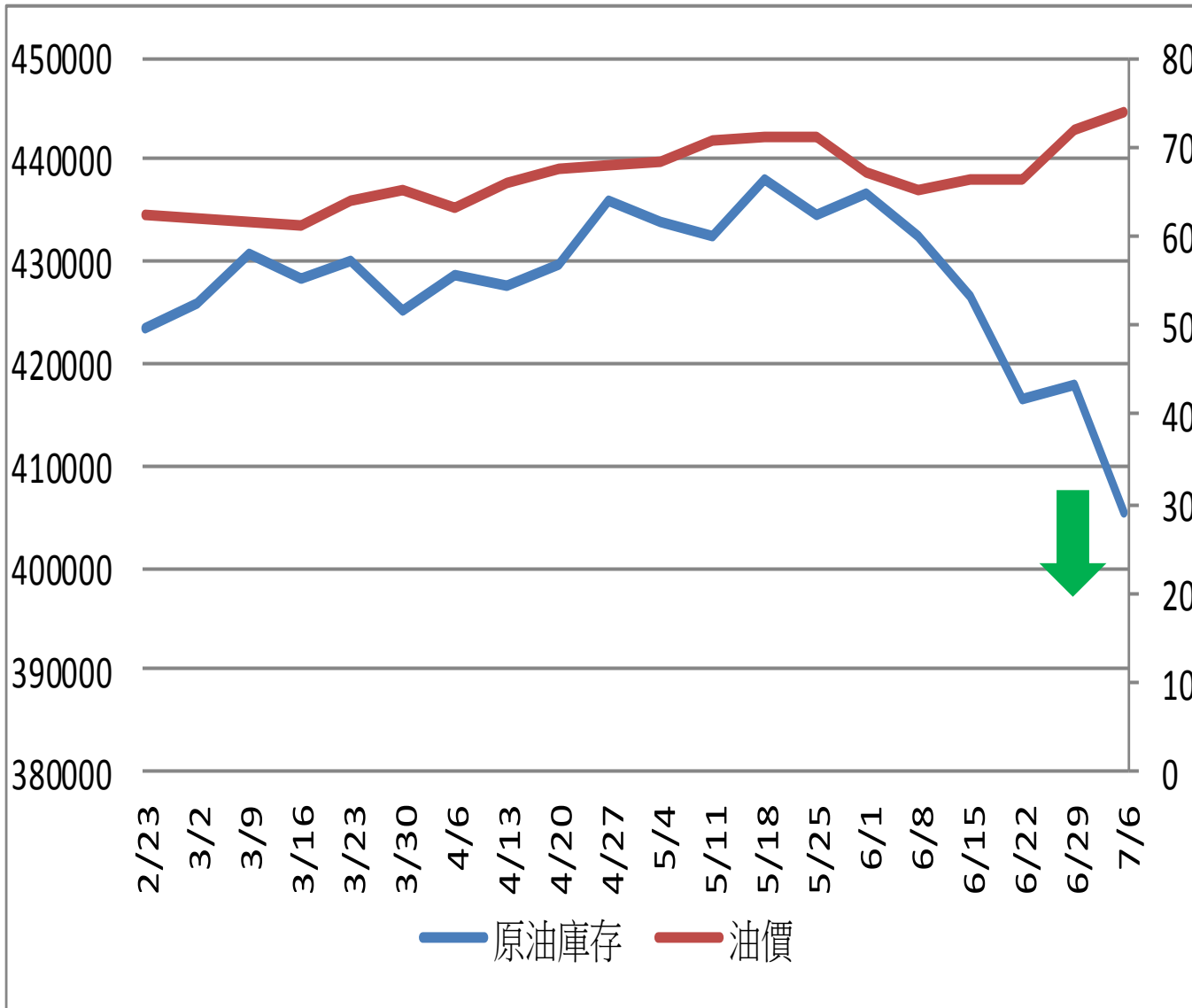
雙周比較

日期	原油進口	原油投入	產能利用率	油價
7/6-6/29	-1624	-1	-0.4	2
6/29-6/22	699	-163	-0.4	5.54
日期	汽油產出	柴油產出	原油產出	油品產出
7/6-6/29	388	-21	0	-1364
6/29-6/22	169	67	0	977
日期	原油庫存	油品庫存	汽油庫存	柴油庫存
7/6-6/29	-12633	-7172	-694	4125
6/29-6/22	1245	3301	-1505	134

單位:千桶

- 1原油庫存量下降幅度高於預期
- 2利比亞港口將恢復原有吞吐量緩解對供應短缺的擔憂
- 3沙烏地阿拉伯向 OPEC 聲明其上個月石油產量上升，接近 2016 年該國還未實施減產措施的水平。

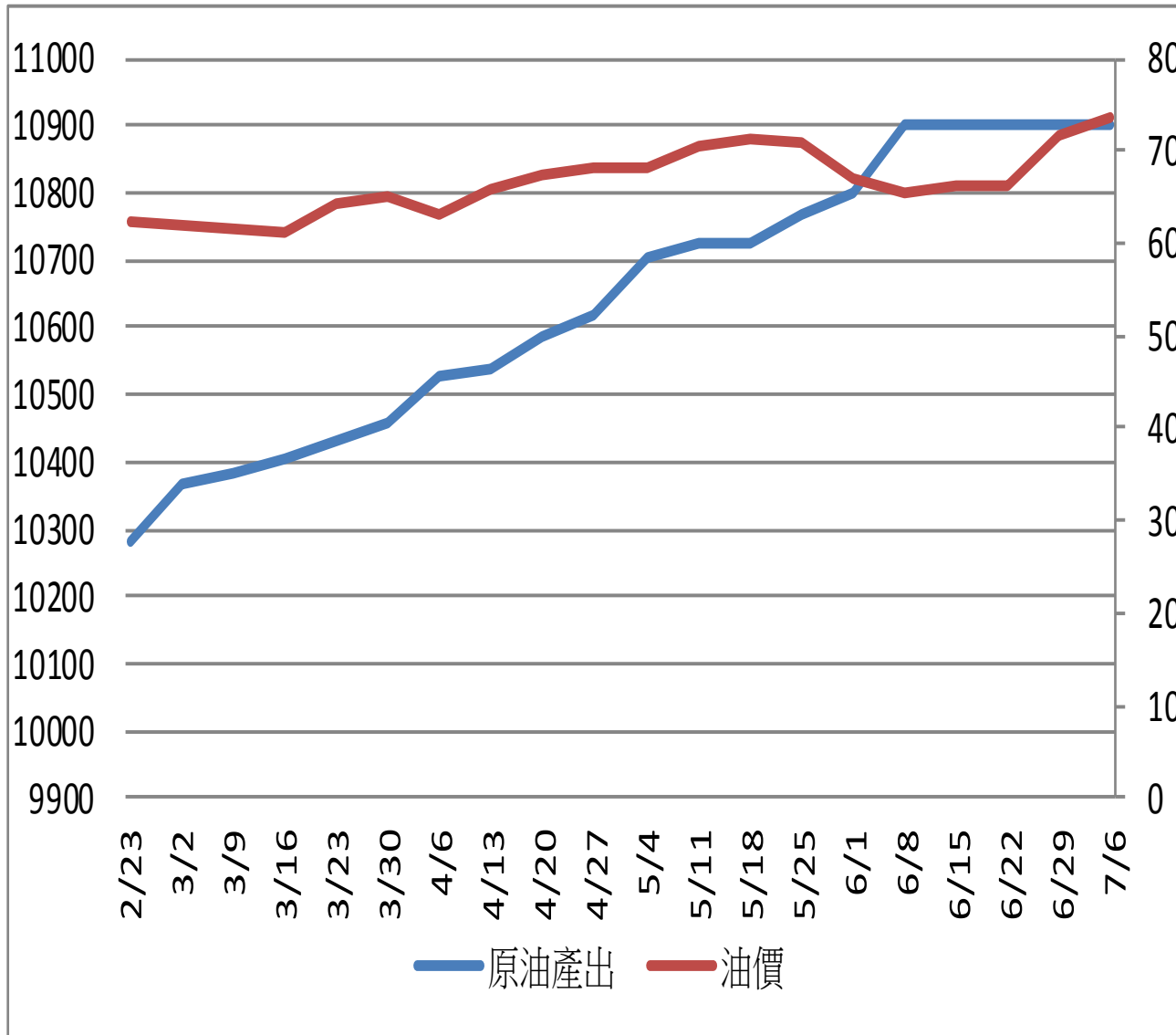
U.S. Ending Stocks excluding SPR of Crude Oil, Weekly



日期	原油庫存	油價
7/6	405248	73.79
6/29	417881	71.79
6/22	416636	66.25
6/15	426527	66.21
6/8	432441	65.34
6/1	436584	67.13
5/25	434512	70.96
5/18	438132	71.31
5/11	432354	70.6
5/4	433758	68.38
4/27	435955	68.14
4/20	429737	67.58
4/13	427567	66.04
4/6	428638	63.1
3/30	425332	65.01
3/23	429949	64.16
3/16	428306	61.31
3/9	430928	61.7
3/2	425906	62.16
2/23	423498	62.32

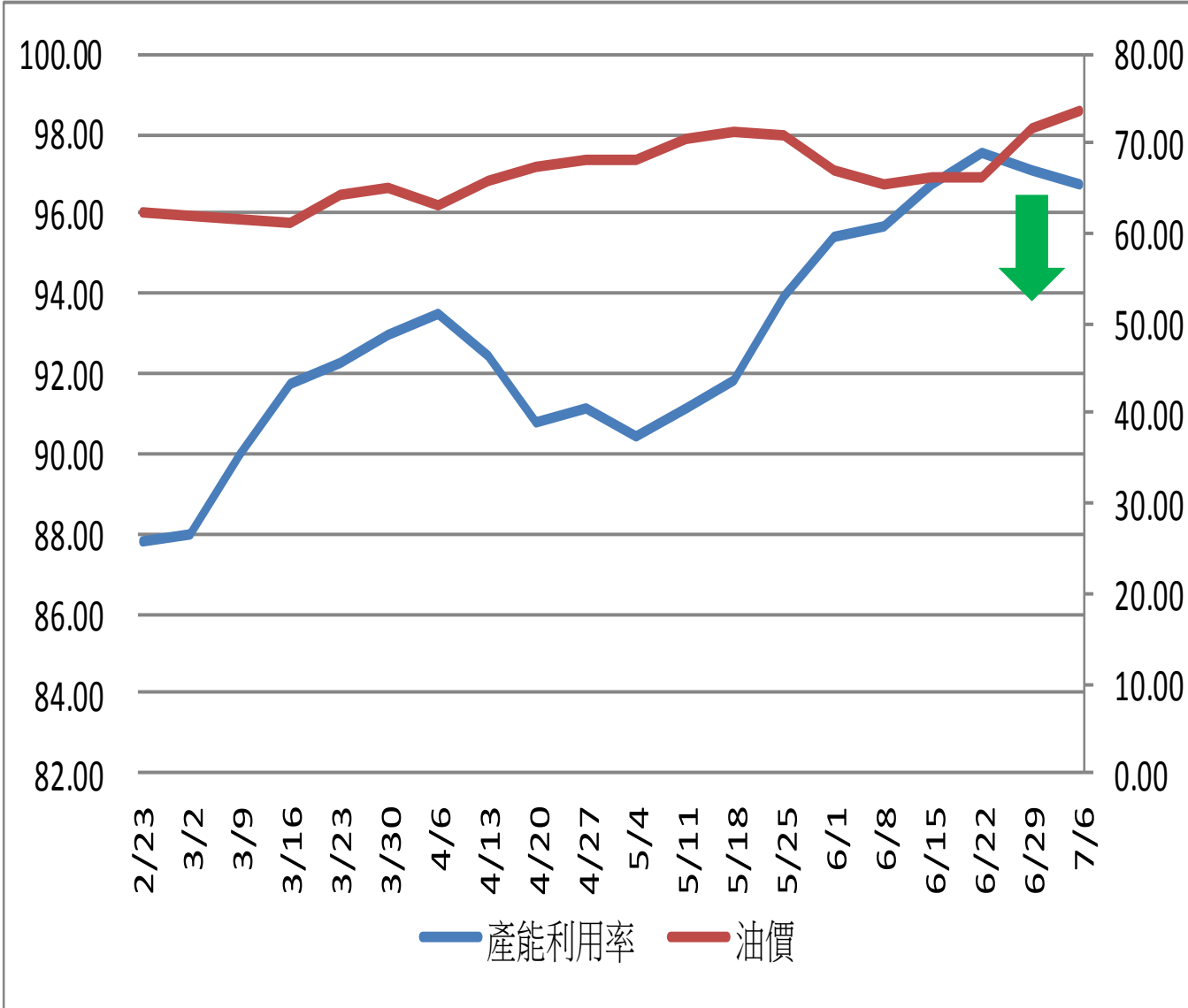
資料來源EIA 國泰證期顧問處吳佩奇整理

U.S. Field Production of Crude Oil, Weekly



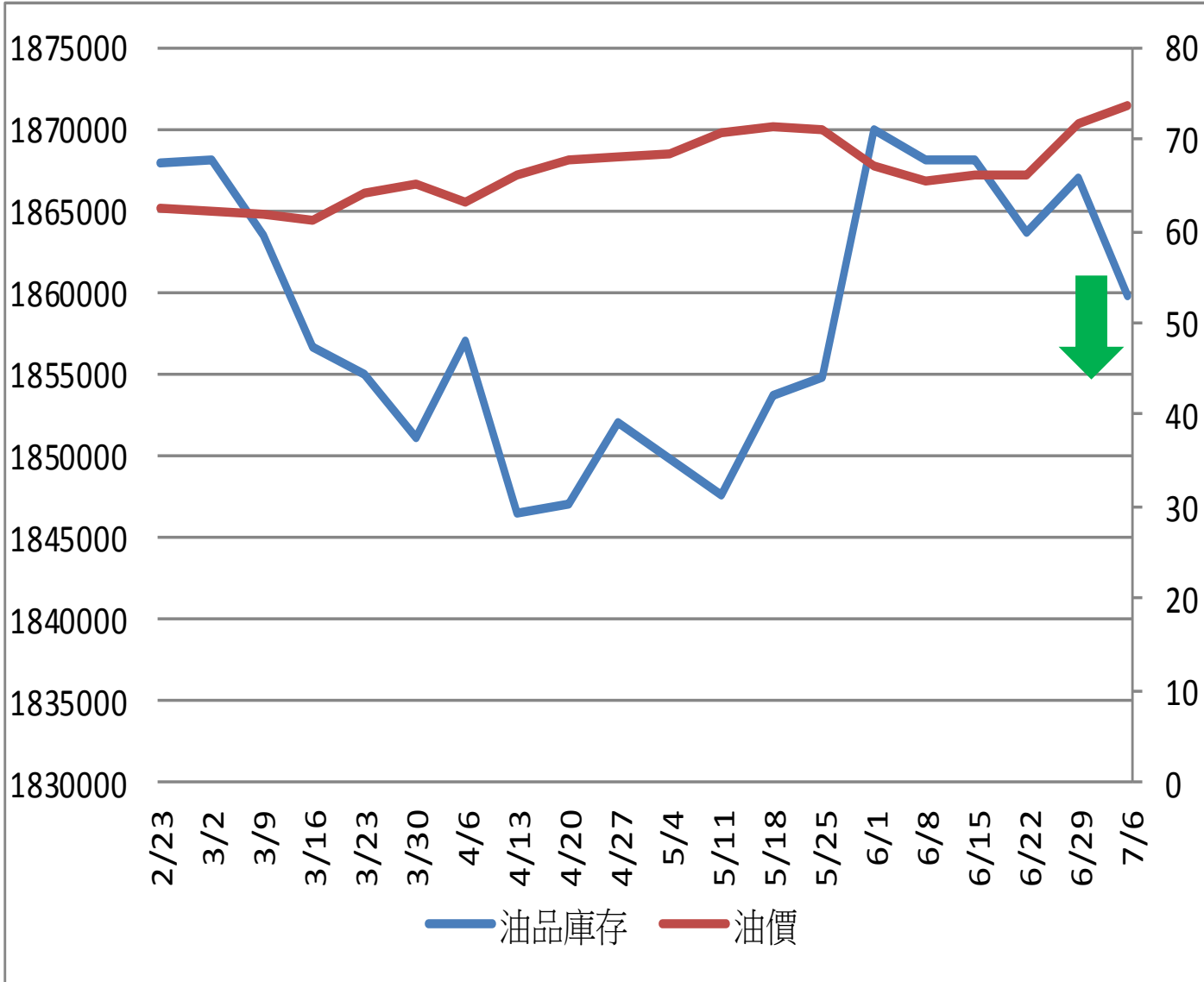
日期	原油產出	油價
7/6	10900	73.79
6/29	10900	71.79
6/22	10900	66.25
6/15	10900	66.21
6/8	10900	65.34
6/1	10800	67.13
5/25	10769	70.96
5/18	10725	71.31
5/11	10723	70.6
5/4	10703	68.38
4/27	10619	68.14
4/20	10586	67.58
4/13	10540	66.04
4/6	10525	63.1
3/30	10460	65.01
3/23	10433	64.16
3/16	10407	61.31
3/9	10381	61.7
3/2	10369	62.16
2/23	10283	62.32

U.S. Percent Utilization of Refinery Operable Capacity, Weekly



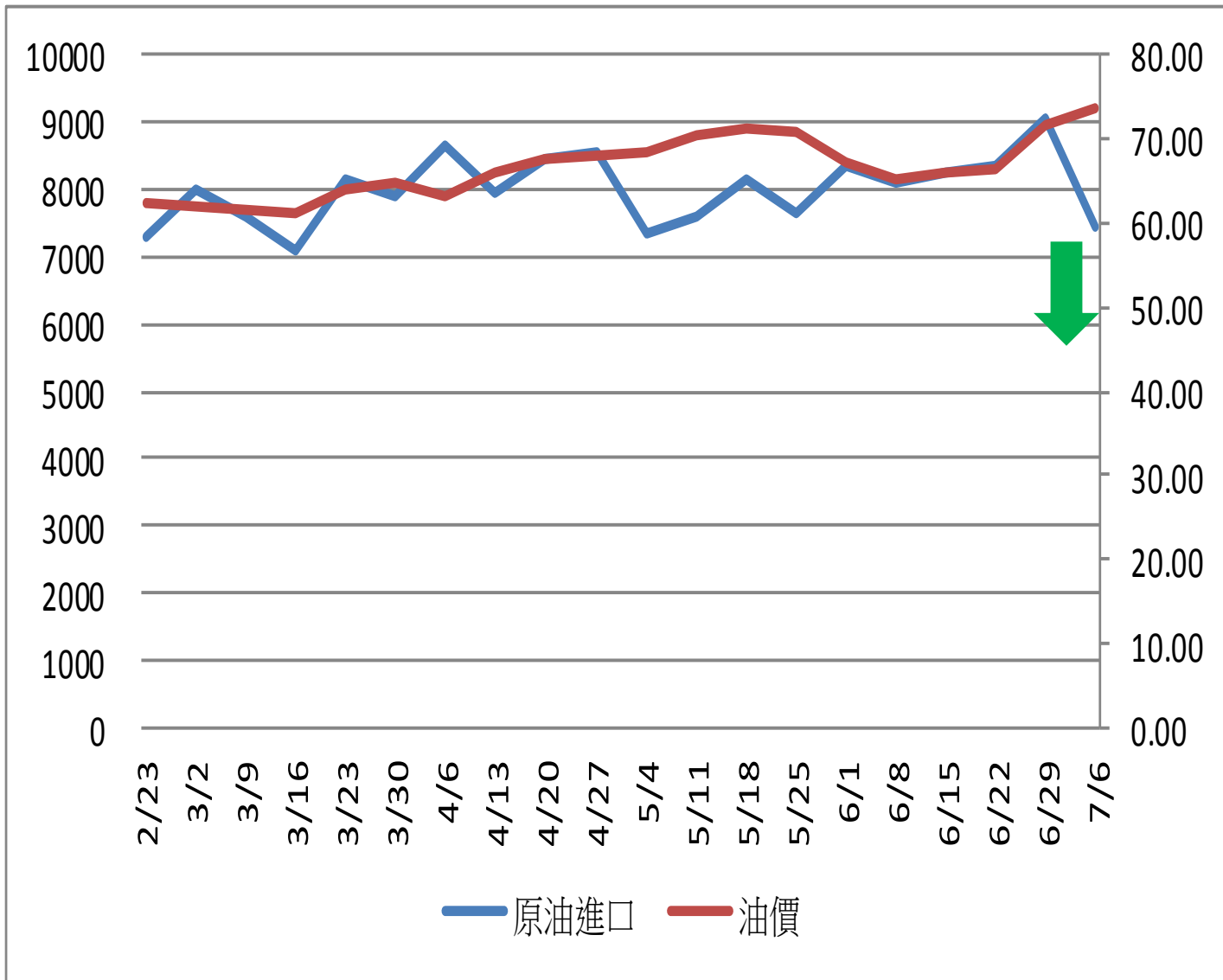
日期	產能利用率	油價
7/6	96.70	73.79
6/29	97.10	71.79
6/22	97.50	66.25
6/15	96.70	66.21
6/8	95.70	65.34
6/1	95.40	67.13
5/25	93.90	70.96
5/18	91.80	71.31
5/11	91.10	70.60
5/4	90.40	68.38
4/27	91.10	68.14
4/20	90.80	67.58
4/13	92.40	66.04
4/6	93.50	63.10
3/30	93.00	65.01
3/23	92.30	64.16
3/16	91.70	61.31
3/9	90.00	61.70
3/2	88.00	62.16
2/23	87.80	62.32

U.S. Ending Stocks of Crude Oil and Petroleum Products



日期	油品庫存	油價
7/6	1859748	73.79
6/29	1866920	71.79
6/22	1863619	66.25
6/15	1868179	66.21
6/8	1868139	65.34
6/1	1869929	67.13
5/25	1854782	70.96
5/18	1853586	71.31
5/11	1847556	70.6
5/4	1849735	68.38
4/27	1851991	68.14
4/20	1847079	67.58
4/13	1846427	66.04
4/6	1857005	63.1
3/30	1851037	65.01
3/23	1854978	64.16
3/16	1856562	61.31
3/9	1863510	61.7
3/2	1868036	62.16
2/23	1867883	62.32

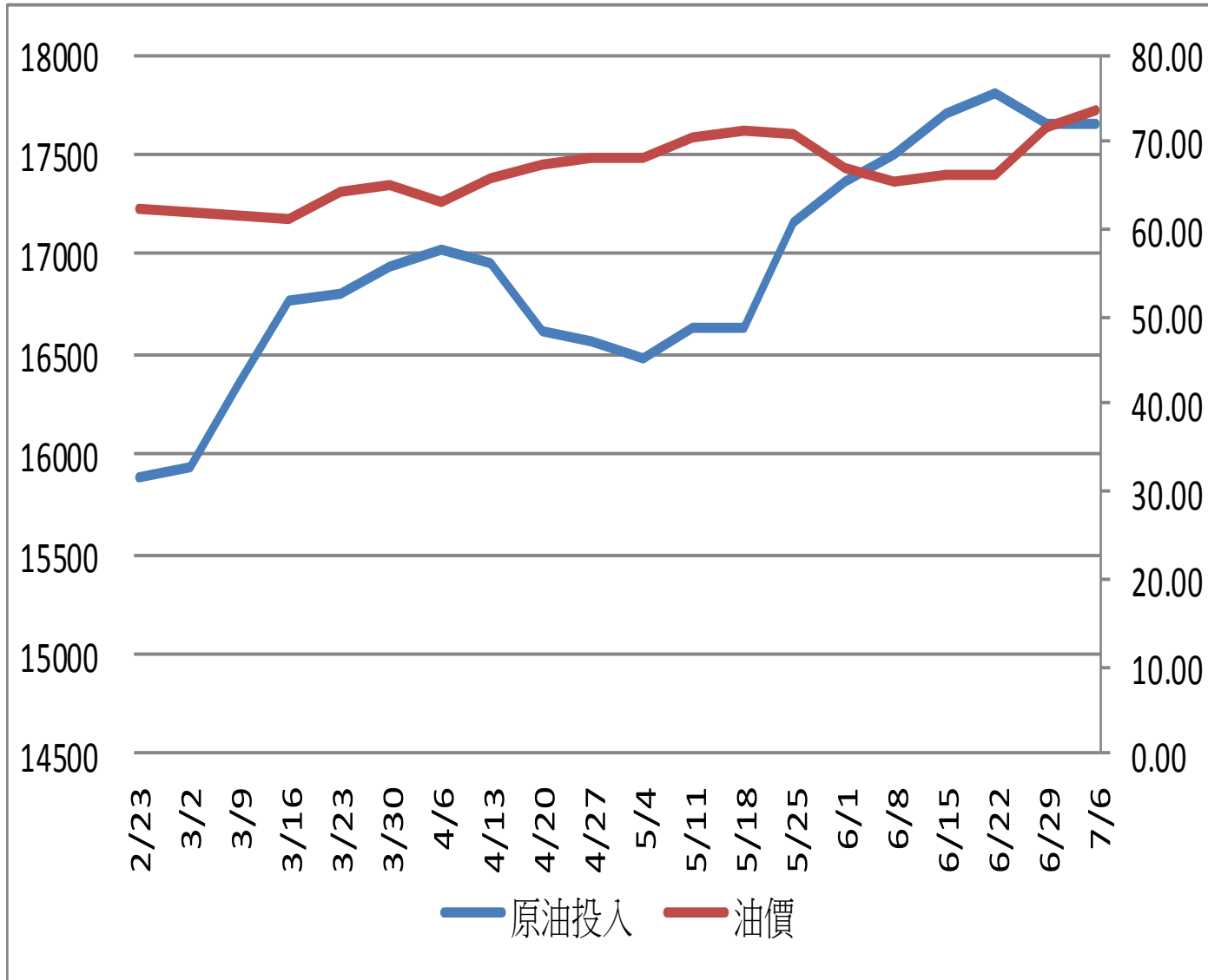
U.S. Imports of Crude Oil, Weekly



日期	原油進口	油價
7/6	7431	73.79
6/29	9055	71.79
6/22	8356	66.25
6/15	8242	66.21
6/8	8099	65.34
6/1	8346	67.13
5/25	7631	70.96
5/18	8159	71.31
5/11	7601	70.60
5/4	7323	68.38
4/27	8549	68.14
4/20	8469	67.58
4/13	7930	66.04
4/6	8650	63.10
3/30	7898	65.01
3/23	8148	64.16
3/16	7077	61.31
3/9	7585	61.70
3/2	8003	62.16
2/23	7282	62.32

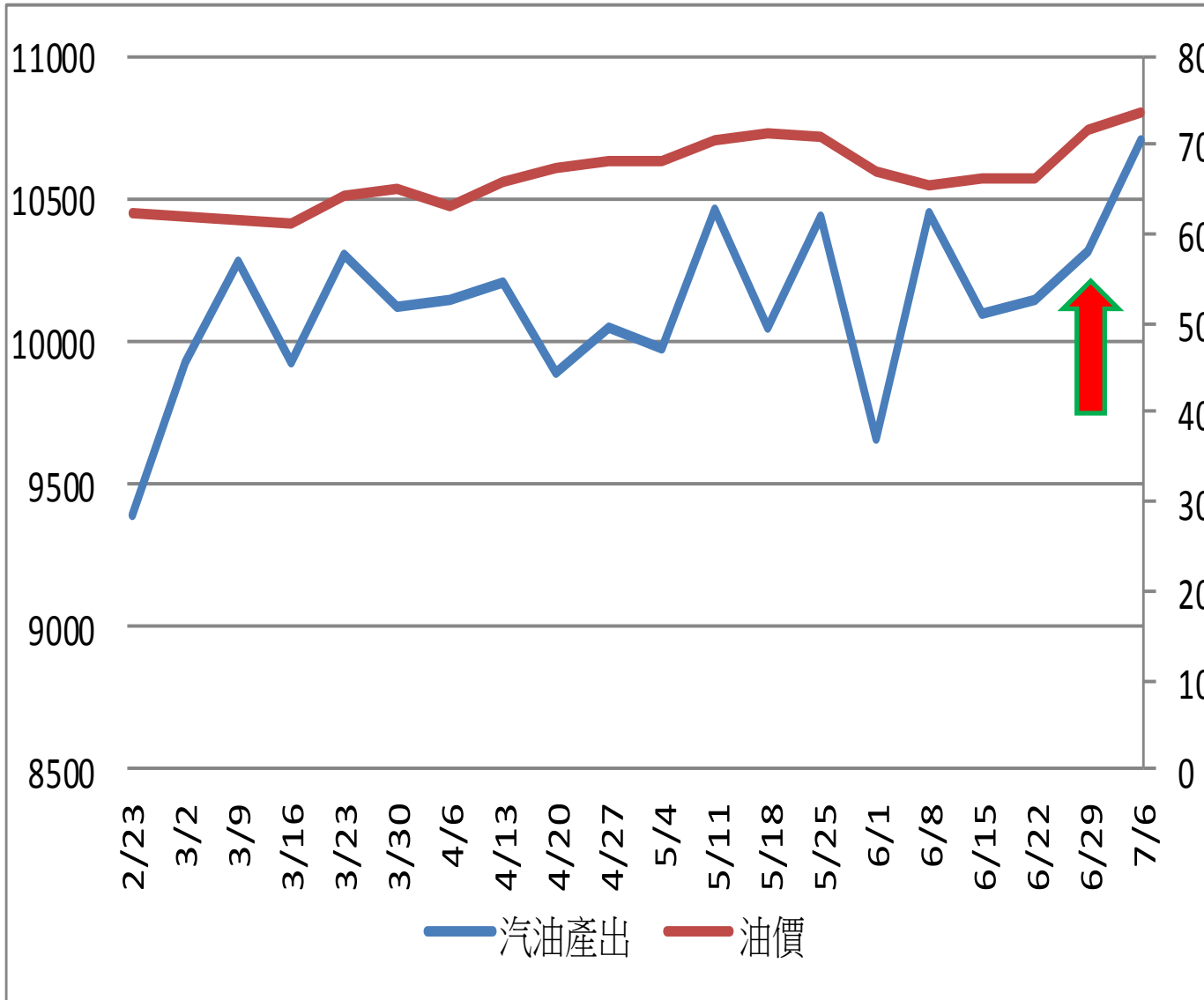
資料來源EIA 國泰證期顧問處吳佩奇整理

U.S. Refiner Net Input of Crude Oil, Weekly



日期	原油投入	油價
7/6	17652	73.79
6/29	17653	71.79
6/22	17816	66.25
6/15	17701	66.21
6/8	17505	65.34
6/1	17369	67.13
5/25	17155	70.96
5/18	16628	71.31
5/11	16635	70.60
5/4	16486	68.38
4/27	16561	68.14
4/20	16621	67.58
4/13	16949	66.04
4/6	17019	63.10
3/30	16936	65.01
3/23	16795	64.16
3/16	16777	61.31
3/9	16367	61.70
3/2	15935	62.16
2/23	15882	62.32

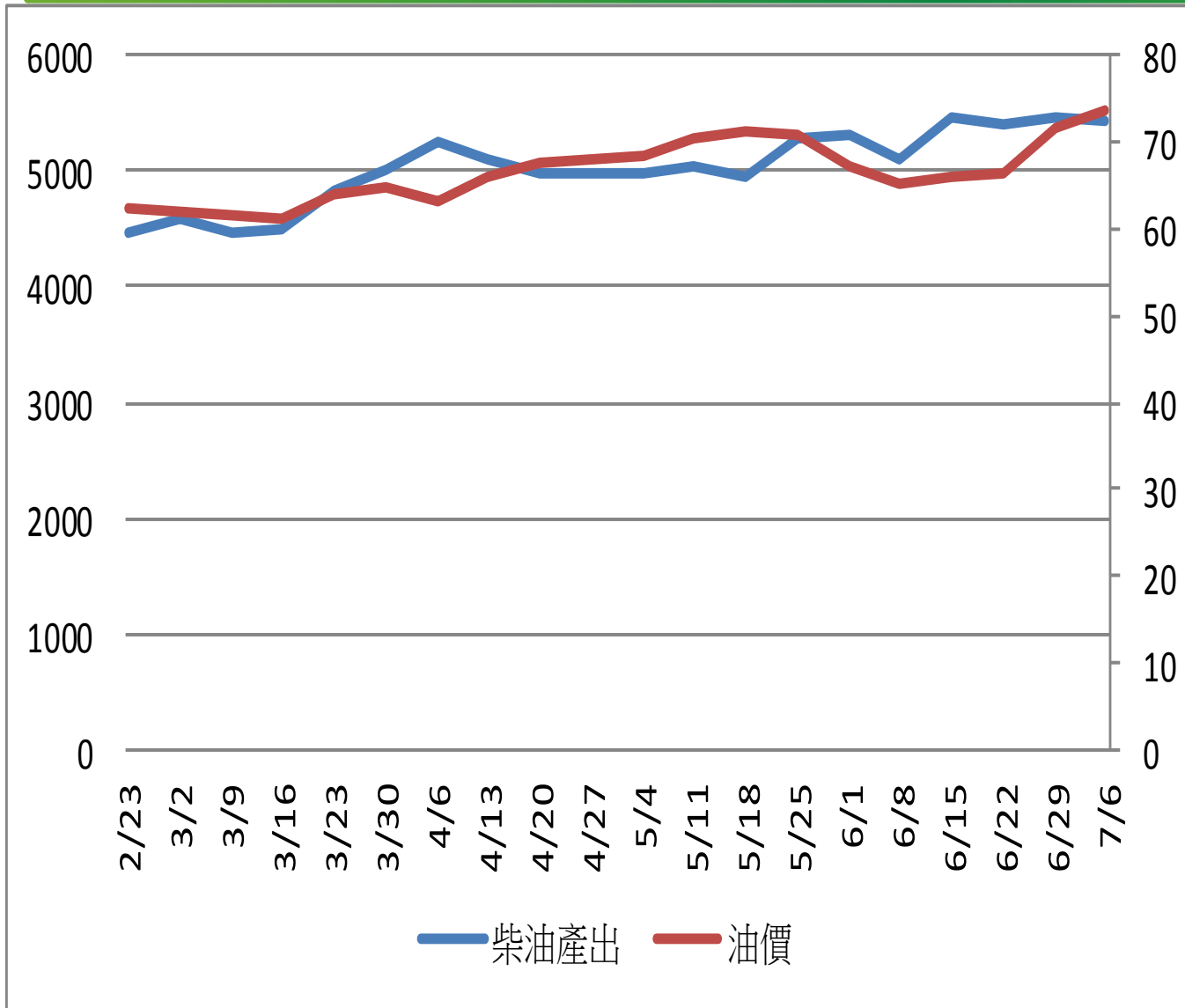
U.S. Refiner and Blender Adjusted Net Production of Finished Motor Gasoline



日期	汽油產出	油價
7/6	10699	73.79
6/29	10311	71.79
6/22	10142	66.25
6/15	10099	66.21
6/8	10451	65.34
6/1	9658	67.13
5/25	10433	70.96
5/18	10052	71.31
5/11	10462	70.6
5/4	9974	68.38
4/27	10045	68.14
4/20	9886	67.58
4/13	10204	66.04
4/6	10150	63.1
3/30	10115	65.01
3/23	10305	64.16
3/16	9932	61.31
3/9	10280	61.7
3/2	9923	62.16
2/23	9391	62.32

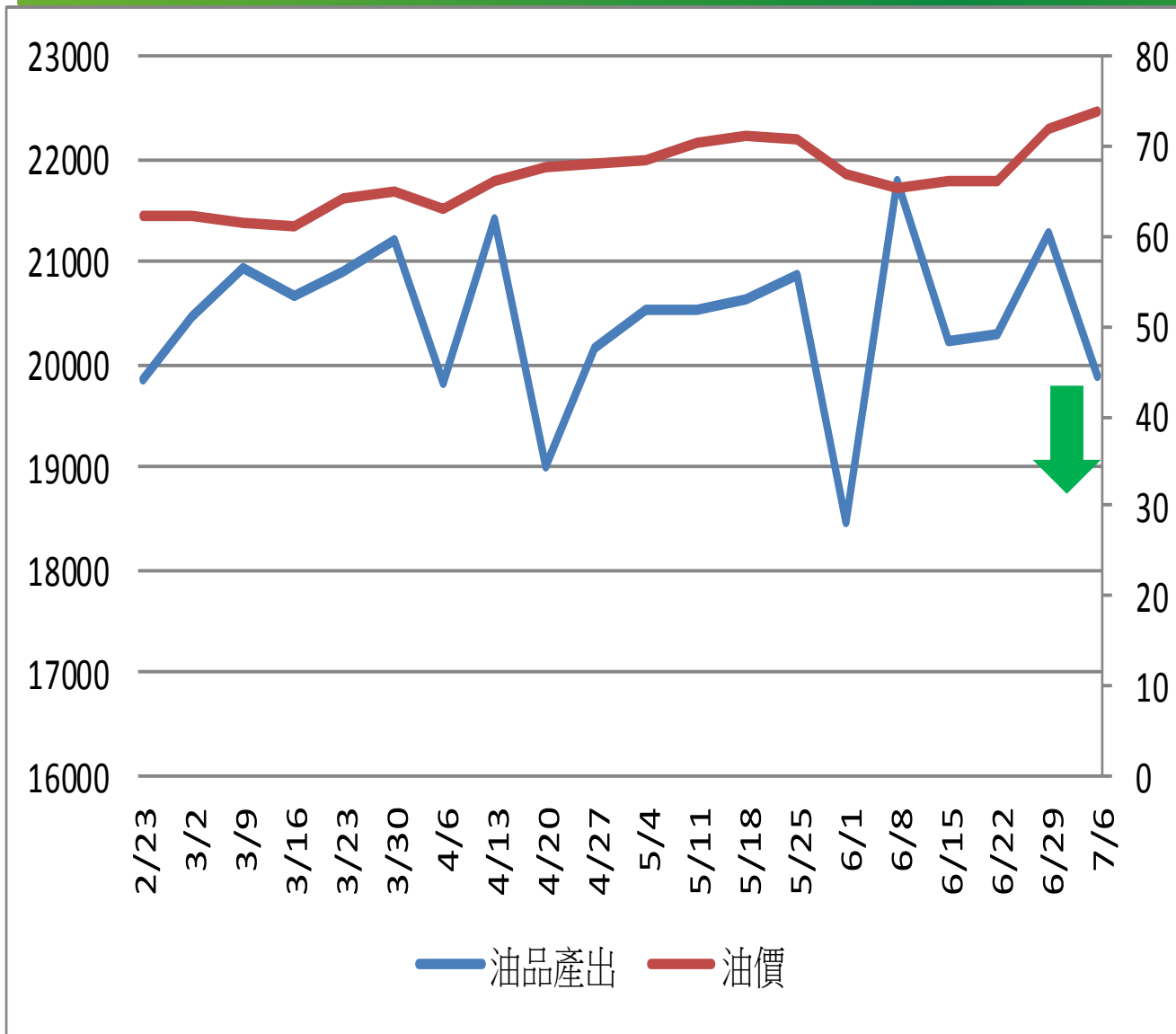
資料來源EIA 國泰證期顧問處吳佩奇整理

U.S. Refiner and Blender Net Production of Distillate Fuel Oil



日期	柴油產出	油價
7/6	5442	73.79
6/29	5463	71.79
6/22	5396	66.25
6/15	5468	66.21
6/8	5111	65.34
6/1	5324	67.13
5/25	5296	70.96
5/18	4938	71.31
5/11	5031	70.6
5/4	4993	68.38
4/27	4995	68.14
4/20	4977	67.58
4/13	5094	66.04
4/6	5256	63.1
3/30	5016	65.01
3/23	4844	64.16
3/16	4503	61.31
3/9	4478	61.7
3/2	4596	62.16
2/23	4469	62.32

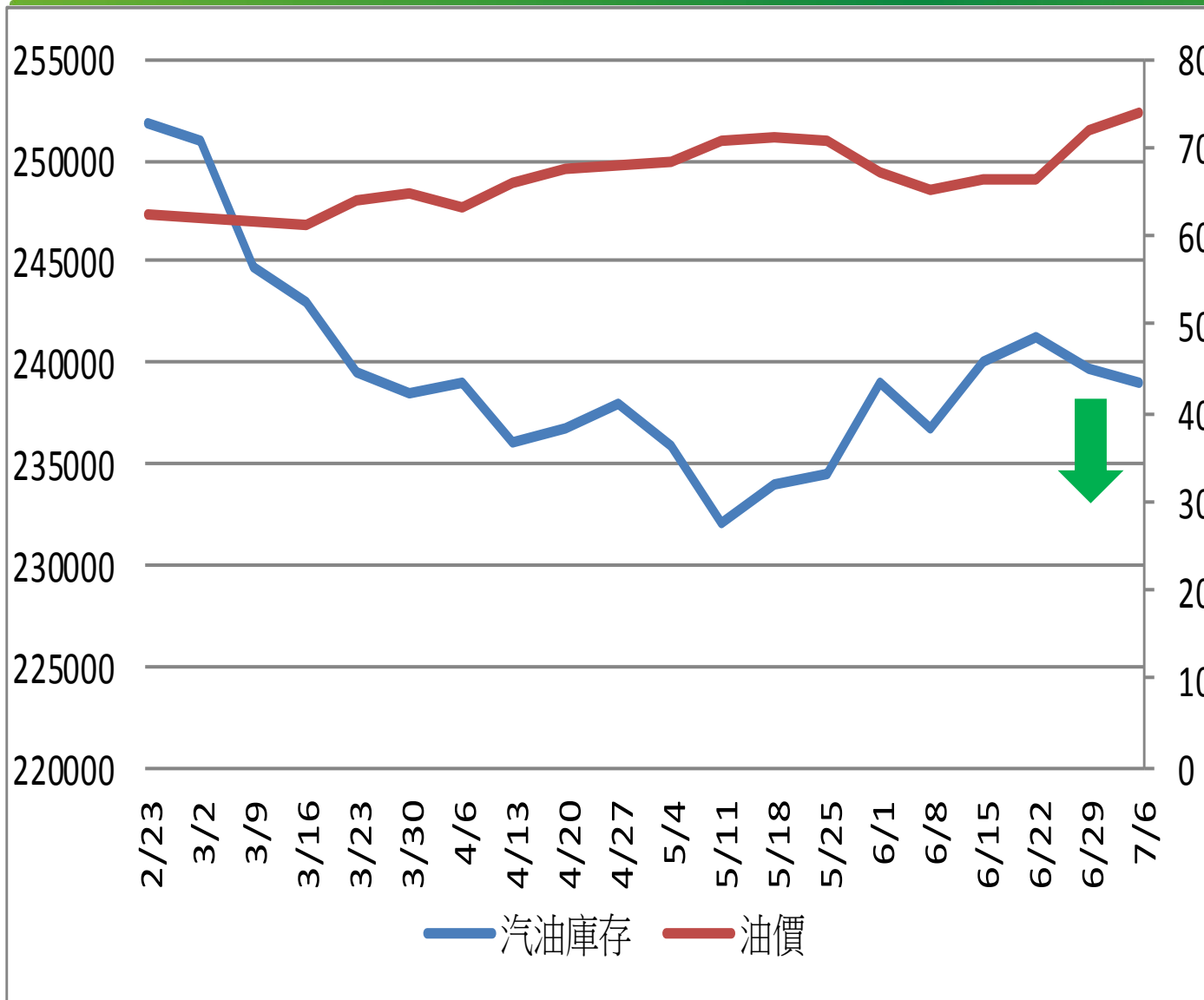
U.S. Product Supplied of Petroleum Products



日期	油品產出	油價
7/6	19908	73.79
6/29	21272	71.79
6/22	20295	66.25
6/15	20228	66.21
6/8	21801	65.34
6/1	18456	67.13
5/25	20887	70.96
5/18	20653	71.31
5/11	20527	70.6
5/4	20548	68.38
4/27	20164	68.14
4/20	19000	67.58
4/13	21434	66.04
4/6	19812	63.1
3/30	21217	65.01
3/23	20917	64.16
3/16	20675	61.31
3/9	20931	61.7
3/2	20470	62.16
2/23	19872	62.32

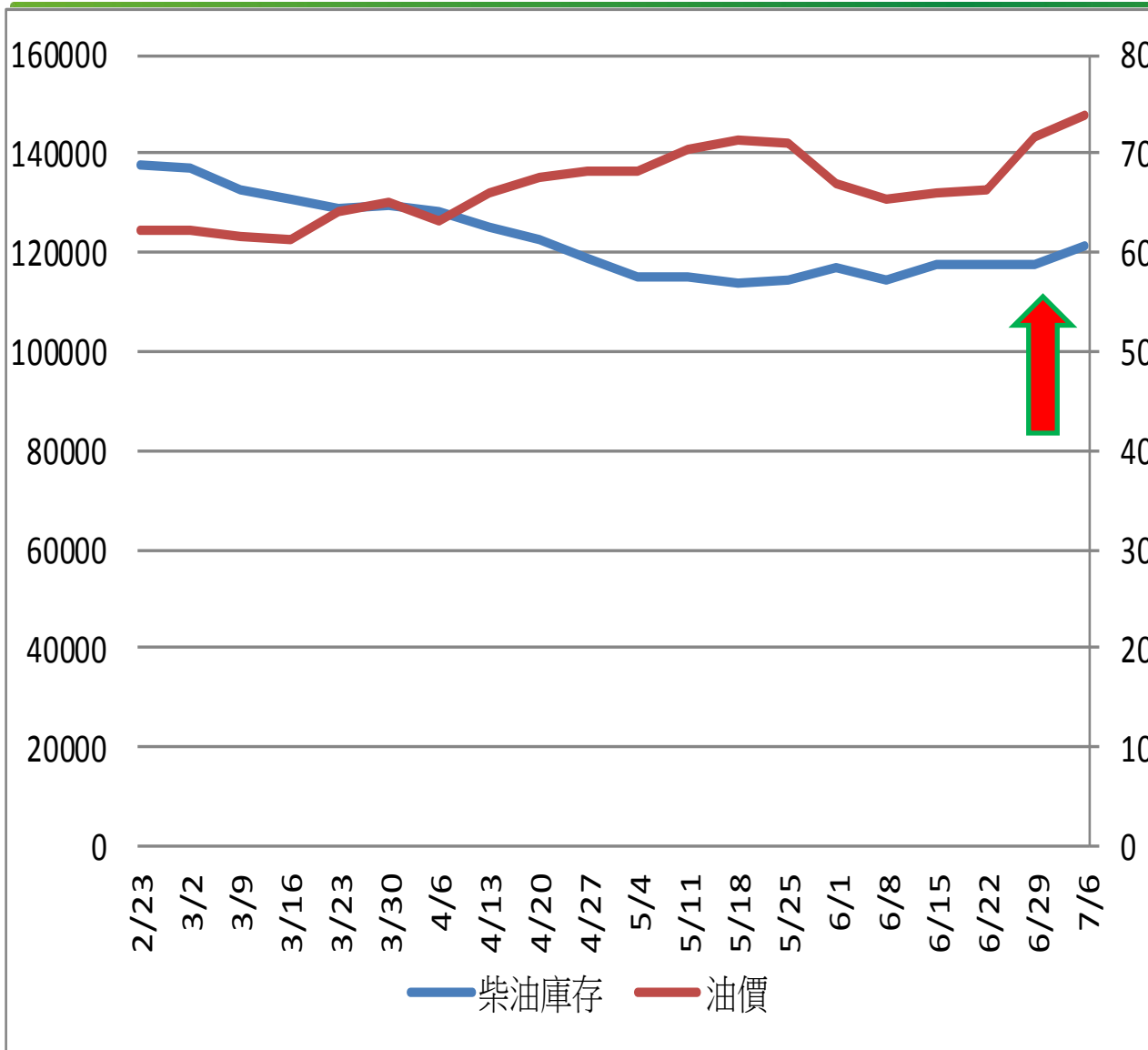
資料來源EIA 國泰證期顧問處吳佩奇整理

U.S. Ending Stocks of Total Gasoline, Weekly



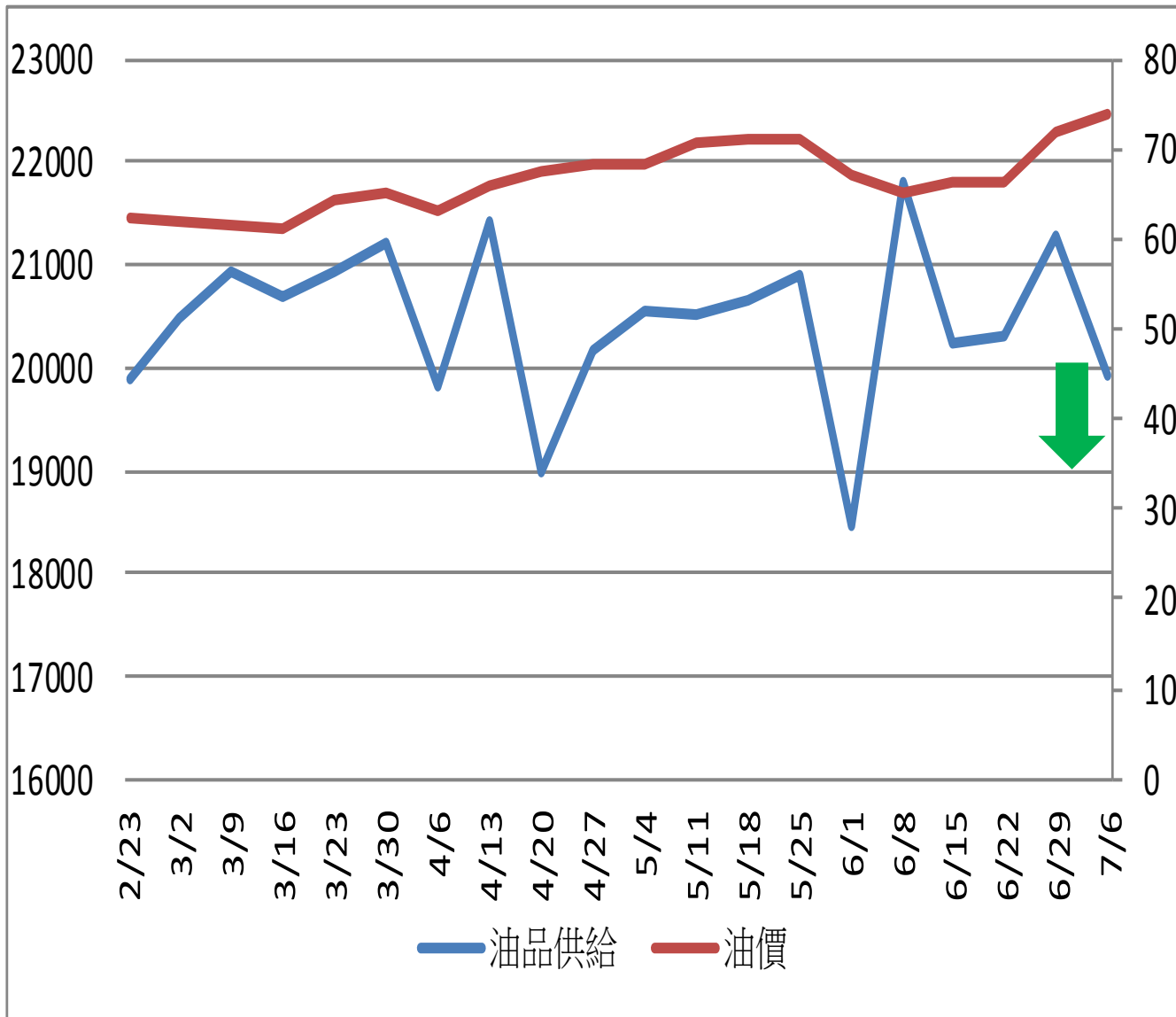
日期	汽油庫存	油價
7/6	238997	73.79
6/29	239691	71.79
6/22	241196	66.25
6/15	240040	66.21
6/8	236763	65.34
6/1	239034	67.13
5/25	234431	70.96
5/18	233897	71.31
5/11	232014	70.6
5/4	235804	68.38
4/27	237978	68.14
4/20	236807	67.58
4/13	235967	66.04
4/6	238935	63.1
3/30	238477	65.01
3/23	239593	64.16
3/16	243065	61.31
3/9	244758	61.7
3/2	251029	62.16
2/23	251817	62.32

U.S. Ending Stocks of Distillate Fuel Oil



日期	柴油庫存	油價
7/6	121682	73.79
6/29	117557	71.79
6/22	117423	66.25
6/15	117408	66.21
6/8	114693	65.34
6/1	116794	67.13
5/25	114629	70.96
5/18	113995	71.31
5/11	114946	70.6
5/4	115038	68.38
4/27	118829	68.14
4/20	122729	67.58
4/13	125340	66.04
4/6	128447	63.1
3/30	129491	65.01
3/23	128954	64.16
3/16	131044	61.31
3/9	133066	61.7
3/2	137426	62.16
2/23	137985	62.32

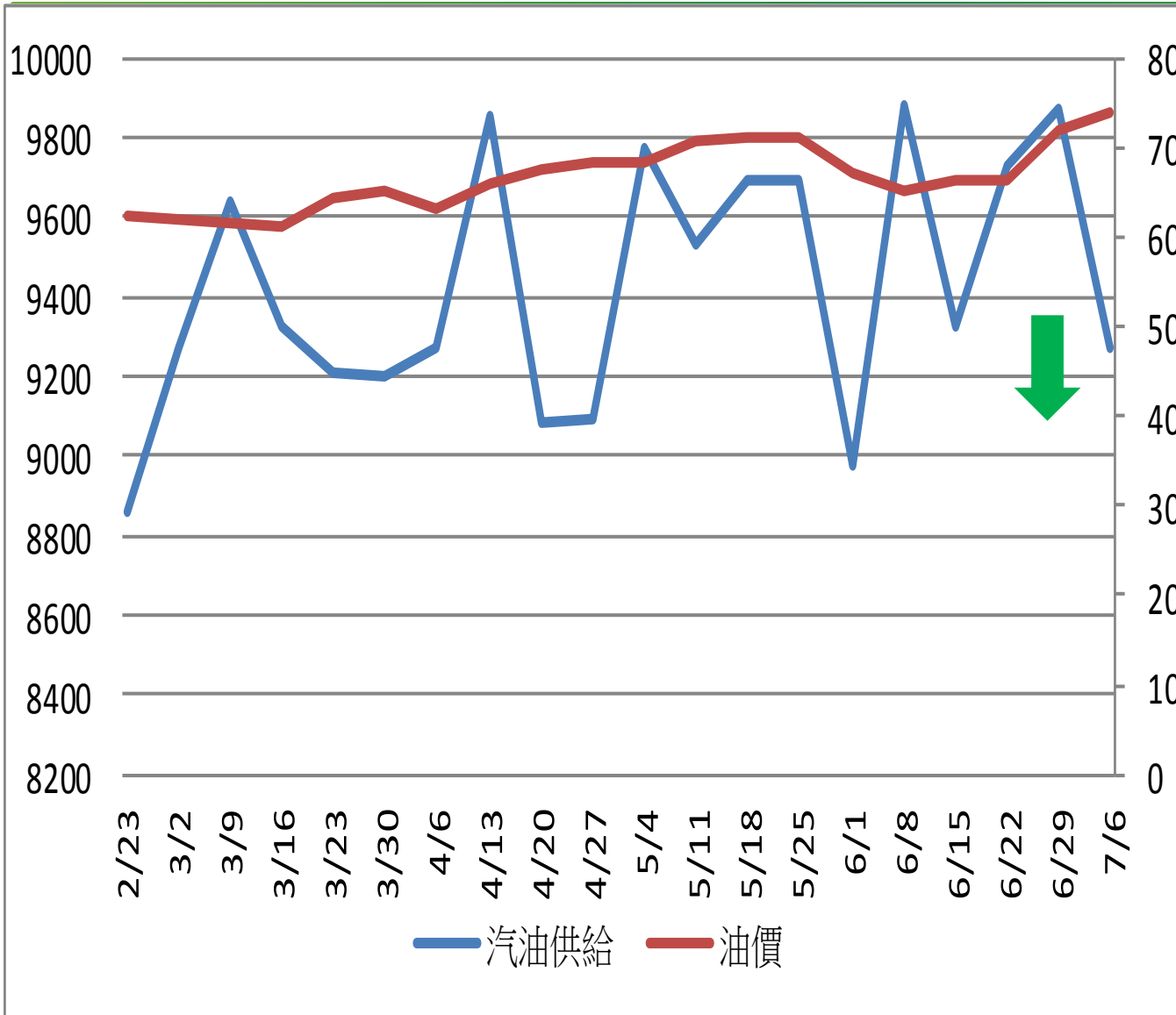
U.S. Product Supplied of Petroleum Products



日期	油品供給	油價
7/6	19908	73.79
6/29	21272	71.79
6/22	20295	66.25
6/15	20228	66.21
6/8	21801	65.34
6/1	18456	67.13
5/25	20887	70.96
5/18	20653	71.31
5/11	20527	70.6
5/4	20548	68.38
4/27	20164	68.14
4/20	19000	67.58
4/13	21434	66.04
4/6	19812	63.1
3/30	21217	65.01
3/23	20917	64.16
3/16	20675	61.31
3/9	20931	61.7
3/2	20470	62.16
2/23	19872	62.32

資料來源EIA 國泰證期顧問處吳佩奇整理

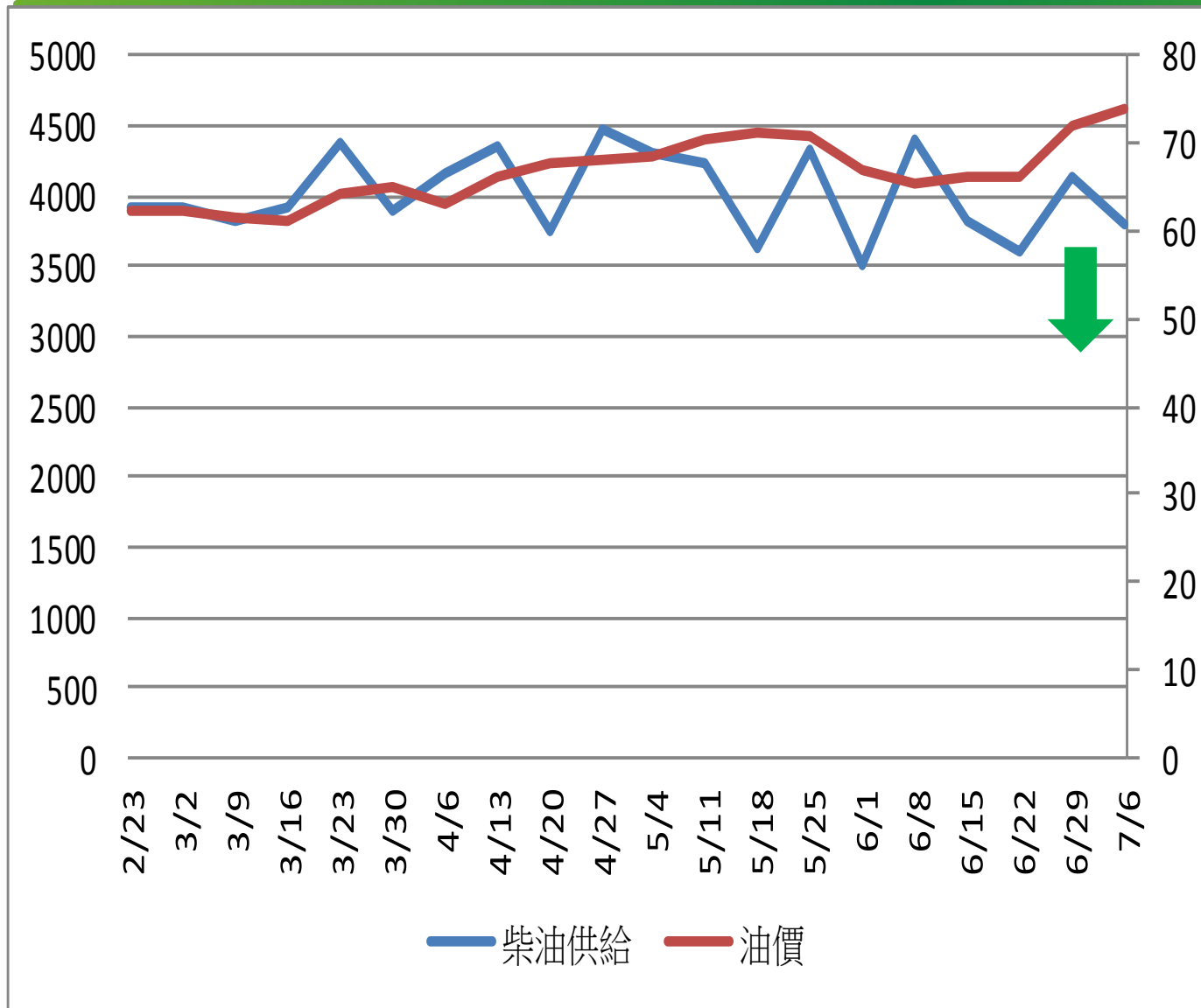
U.S. Product Supplied of Finished Motor Gasoline



日期	汽油供給	油價
7/6	9275	73.79
6/29	9869	71.79
6/22	9731	66.25
6/15	9326	66.21
6/8	9879	65.34
6/1	8976	67.13
5/25	9689	70.96
5/18	9689	71.31
5/11	9531	70.6
5/4	9775	68.38
4/27	9090	68.14
4/20	9083	67.58
4/13	9857	66.04
4/6	9273	63.1
3/30	9203	65.01
3/23	9208	64.16
3/16	9324	61.31
3/9	9642	61.7
3/2	9276	62.16
2/23	8860	62.32

資料來源EIA 國泰證期顧問處吳佩奇整理

U.S. Product Supplied of Distillate Fuel Oil



日期	柴油供給	油價
7/6	3805	73.79
6/29	4126	71.79
6/22	3612	66.25
6/15	3825	66.21
6/8	4404	65.34
6/1	3502	67.13
5/25	4319	70.96
5/18	3637	71.31
5/11	4222	70.6
5/4	4307	68.38
4/27	4485	68.14
4/20	3749	67.58
4/13	4356	66.04
4/6	4170	63.1
3/30	3887	65.01
3/23	4375	64.16
3/16	3917	61.31
3/9	3832	61.7
3/2	3926	62.16
2/23	3921	62.32

資料來源EIA 國泰證期顧問處吳佩奇整理